



VaR Profile



The Next Step in Belting



VaR Belts

Volta Belting is the pioneer and world leader in the development and manufacture of homogeneous thermoplastic elastomers belting (TPE). We produce the largest selection of V and round belts, as well as custom profiles. This line of products meets the highest standards of quality and durability, and are manufactured from the finest quality materials available on the market.

How do you benefit when using our VaR belts?


- Easily welded while eliminating top coating delamination
- Highly durable and resistant to wear, oils, water and industrial chemicals
- Available in a wide range of colors and shore hardnesses

In addition to our line of standard products, many products are USDA/FDA/USDA Dairy Approved certified for food contact. We are prepared to produce special profiles according to your specifications.



Widest Range of VaR Products on the Market


With dozens of profiles to choose from, we offer you the widest selection of VaR and special profile products on the market. Our supply ranges from basic V and Round belts to V-belts with special top coatings, double-V, RidgeTop belts and special profiles. These are only some of our VaR profiles. All our belts are available in a broad range of dimensions and colors. For special profiles, please contact your Volta distributor.



Resistant to Water, Oils and Chemicals

Conveyor belts are constantly exposed to water, oils or chemicals in many industrial applications. This is a well-known fact in the belting industry and we have the best solution on the market.

Our VaR belts are manufactured using high quality materials that have proven to uniquely resist hydrolysis and exposure to oils and chemicals. Now you can have a belt that is extremely durable and highly resistant to fluids.




Exceptional Operating Life

A failed conveyor belt can bring an entire production plant to a standstill, resulting in unnecessary production loss costs. That's where we can help.

Our products have a well-earned reputation for reliability and long life. The reason: We use the finest quality materials and highly advanced production techniques. Thus, we ensure you that each one of our belts will provide you with a reliable service long beyond your expectations.

VaR Belts



FDA/USDA Certification on Selected Products

VaR belts are used throughout the food industry for everything, from product transfer to packaging lines. This is why we generated a Quality System that encompasses every stage in the production of conveyor belts and conveyor belting. Moreover, many of our VaR belts are FDA/USDA certified.

As a result, Volta belts not only meet the highest standards for quality and reliability, but also meet the toughest international standards for food contact materials.

Wide Range of Top Coatings for Special Applications

Many applications require additional grip or product contact characteristics not available in a standard V-belt. As a result, we manufacture a wide range of products that can be used for coating V-belts. In this way, our coated V-belts provide just the right combination of high grip and pulling force for product contact to meet your special requirements.

Best of all, our belt coatings are welded onto the V-belt, eliminating delamination and the need for toxic chemicals often used to glue coating materials to belts.

Custom Profiles on Request

Not all machinery uses standard VaR belt profiles. Unique profile shapes and dimensions may be required to meet the demands of design engineers and clients. Volta Belting is ready to help you with custom extrusions. One such example is our TLW belt for the ceramics industry.

Take advantage of our expertise and capabilities when designing a new machine. We can produce a belt specifically for your machinery.

Easily Welded

Volta Belting manufactures a full line of tools for welding and fabricating belts. Tools are available for welding homogeneous and reinforced belts and also for welding belt coating materials to V-belts.

- Mini Pliers R-8
- F51 Pliers
- Universal Welders
- Mini VaR Tool Kit
- EZ Overlap Welding Kit

Check our Tool Catalog for more information or contact your Volta distributor.







Technical Data

Profile Type	Illustration	Profile Diameter	Shore Hardness	Temperature Range	FDA/USDA/ Dairy	Coefficient of Friction (steel)	Minimum Pulley Diameter		Maximum Work Load		Pull Force at a Pretension of 1%					
							mm	inch	kg	lbs	kg	lbs				
NON-REINFORCED																
RFC		4	76A	-40 ~ 120 °F/ -40 ~ 50 °C	NO	0.65	20	3/4	1	1.65	0.20	0.40				
		3/16 (5)					25	1	1.6	2.60	0.30	0.67				
		6					30	1 3/16	2.3	4	0.40	0.9				
		5/16 (8)					40	1 9/16	4	6.6	0.75	1.65				
RLC		2	80A	-40 ~ 130 °F/ -40 ~ 55 °C	FDA/ USDA	0.55	15	9/16	0.3	0.5	0.06	0.13				
		3*					20	3/4	0.6	1.2	0.14	0.31				
4*	30	1 3/16					1	2.6	0.25	0.60						
RL		5*					35	1 3/8	2	3.6	0.4	0.90				
		6.3*					40	1 9/16	3	5.5	0.6	1.30				
		8*					55	2 3/16	4	9	1.0	2.20				
RLB*		9.5*					65	2 9/16	6	13	1.4	3.10				
		12.5*					85	3 3/8	10	22	2.5	5.50				
		15*					100	4	14	32	3.5	7.70				
		18					120	4 3/4	20	45	5.1	11.2				
		RO						5/64 (2)	83A	-40 ~ 130 °F/ -40 ~ 55 °C	FDA/ USDA	0.55	15	9/16	0.3	0.5
1/8 (3)	20							3/4					0.6	1.3	0.14	0.31
5/32 (4)	30		1 3/16	1.0	2.3	0.25		0.55								
3/16 (5)	34		1 2/16	1.4	3.1	0.40		0.88								
1/4 (6.3)	38		1 1/2	2.5	5.5	0.68		1.50								
5/16 (8)	48		1 7/8	4.0	8.6	1.06		2.34								
3/8 (9.5)	57		2 1/4	5.7	12.4	1.54		3.37								
1/2 (12.5)	75		3	10	22.0	2.72		5.99								
9/16 (14)	84		3 3/8	13	27.8	3.43		7.58								
5/8 (16)	95		4	16	34.5	4.25		9.36								
3/4 (19)	115		4 3/4	23	49.5	6.11		13.5								
1 (25)	150		6	40	88	10.6		23.5								

* Blue line products are available in the indicated dimensions only.

Technical Data

Profile Type	Illustration	Profile Diameter	Shore Hardness	Temperature Range	FDA/USDA/Dairy	Coefficient of Friction (steel)	Minimum Pulley Diameter		Maximum Work Load		Pull Force at a Pretension of 1%							
							mm	inch	kg	lbs	kg	lbs						
RPN RPN-NT** RPB* RPB-NT**	 	2	88A/37D	-20 ~ 175 °F/ -30 ~ 80 °C	NO	0.38	19	3/4	0.8	1.9	0.13	0.3						
		3*					29	1 1/8	1.9	4.2	0.31	0.7						
		4*					38	1 1/2	3.4	7.5	0.54	1.2						
		5*					48	1 7/8	5.3	11.7	0.85	1.9						
		6*					57	2 1/4	7.6	16.8	1.22	2.7						
		7					67	2 5/8	10	22.9	1.67	3.7						
		8*					76	3	14	29.9	2.18	4.8						
		9					86	3 3/8	17	37.9	2.75	6.1						
		10*					95	3 3/4	21	46.7	3.40	7.5						
		12*					114	4 1/2	31	67.3	4.90	11						
		15					143	5 5/8	48	105	7.65	17						
		18					171	6 3/4	69	152	11.0	24						
		20					190	7 1/2	85	186	13.6	30						
		RM						2	90A/40D	-20 ~ 140 °F/ -30 ~ 60 °C	FDA/ USDA	0.45	20	3/4	1	2	0.26	0.57
								3					30	1 1/8	2	5	0.6	1.3
4	40		1 1/2	4	9	1.0		2.3										
5	50		2	7	14	1.6		3.5										
6.3	60		2 1/2	10	24	2.6		5.7										
8	80		3 1/8	17	38	4.2		9.3										
9.5	95		3 3/4	23	52	5.9		13.0										
12.5	125		5	41	89	10.1		22.3										
15	150		6	58	127	14.6		32.2										
18	180		7	84	183	21.0		46.3										
20	200		7 3/4	106	233	25.9		57.0										
RH			2	100A/ 55D	-5 ~ 170 °F/ -20 ~ 75 °C	FDA/ USDA		0.28					40	1 1/2	1.6	3.5	0.6	1.3
			3										60	2 3/8	3.8	8.4	1.4	3.1
		4	80				3 1/4		6.7	14.7	2.5	5.5						
		5	100				4		11	24	3.9	8.6						
		6.3	125				5		16	35	6.2	13.6						
		8	160				6 1/4		27	59	10	22						
		9.5	190				7 1/2		38	84	14	31						
		12.5	250				10		65	143	16	35						
		15	300				12		94	207	23	51						
		18	360				14 1/8		135	297	34	75						

* Blue line products are available in the indicated dimensions only.

** NT = Smooth without texture.











Technical Data

Profile Type	Illustration	Profile Diameter	Shore Hardness	Temperature Range	FDA/USDA/ Dairy	Coefficient of Friction (steel)	Minimum Pulley Diameter		Maximum Work Load		Pull Force at a Pretension of 1%	
							mm	inch	kg	lbs	kg	lbs
HOLLOW												
RFC-HL		6.3	76A	-40 ~ 120 °F/ -40 ~ 50 °C	NO	0.65	45	1¾	3.0	6.6	0.49	1.08
		8					55	2 ³ / ₁₆	4.7	10.3	0.78	1.73
		9.5					65	2 ⁹ / ₁₆	6.6	14.5	1.10	2.42
		12.5					85	3 ³ / ₈	11.3	24.8	1.88	4.15
		15					100	3 ¹⁵ / ₁₆	17.3	38.0	2.88	6.35
RO-HL		6.3	83A	-40 ~ 130 °F/ -40 ~ 55 °C	FDA/ USDA	0.55	55	2 ³ / ₁₆	3.7	8.1	0.63	1.39
		8					65	2 ⁹ / ₁₆	6.0	13.2	1.05	2.22
		9.5					75	3	8.4	18.5	1.41	3.11
		12.5					100	3 ¹⁵ / ₁₆	14.5	31.9	2.42	5.33
		15					120	4 ³ / ₄	23.0	50.6	3.71	8.16
RPN-HL		6.3	88A/ 37D	-20 ~ 175 °F/ -30 ~ 80 °C	NO	0.5	60	2 ³ / ₈	7.40	16.32	1.15	2.54
		8					75	3	11.76	25.93	1.83	4.03
		9.5					85	3 ³ / ₈	16.95	35.82	2.52	5.56
		12.5					115	4 ¹ / ₂	28.07	61.90	4.35	9.56
		15					150	6	39.82	87.81	6.68	14.73
		20					200	8	68.7	151.7	11.45	25.37
REINFORCED**												
RLW			80A	-40 ~ 130 °F / -40 ~ 55 °C	FDA/ USDA	0.55					Pull Force at 0.5%	
		12.5					90	3½	19	42	18	40
		18					125	5	39	86	27	59
ROS		5/16 (8)	83A	-40 ~ 130 °F / -40 ~ 55 °C	FDA/ USDA	0.55	54	2 ¹ / ₈	8.2	18	7.7	17
		3/8 (9.5)					64	2½	11.8	26	15.8	35
		1/2 (12.5)					86	3 ³ / ₈	21.0	45	19	42
		9/16 (14)					95	3¾	26.0	57	20.9	46
		5/8 (16)					108	4¼	32.7	72	22	50
		3/4 (19)					127	5	47.7	105	25	55
RPS RPBS*		6*	88A/37D	-20 ~ 175 °F / -30 ~ 80 °C	NO	0.40	60	2½	18	40	8	17.5
		7					70	2¾	20	44	9	20
		8*					80	3 ¹ / ₈	28	62	9.5	21
		9					90	3½	33	73	10.5	23
		10*					100	4	42	93	11	24.5
		12*					120	4¾	60	132	13	28.5
		15					150	6	98	216	13.5	29
		18					180	7	140	309	18.5	41

* Blue line products are available in dimensions indicated only.

** Splicing reinforced V and Round belts with Easy Overlap Tool enables working on higher loads than indicated but requires bigger pulley diameter.

Technical Data

Profile Type	Illustration	Profile Diameter	Shore Hardness	Temperature Range	FDA/USDA/ Dairy	Coefficient of Friction (steel)	Minimum Pulley Diameter		Maximum Work Load		Pull Force at a Pretension of 1%	
							mm	inch	kg	lbs	kg	lbs
RMW		6.3	95A/46D	-20 ~ 140 °F/ -30 ~ 60 °C	FDA/ USDA/ Dairy	0.36	75	3	27	60	20	44
		8.0					95	3 ³ / ₄	42	93	35	77
		9.5					110	4 ³ / ₈	63	139	37	81
		12.5					150	6	105	232	57	125
		15					175	7	153	337	60	132
		18					210	8 ³ / ₈	215	474	64	141
RCW		6.3	63D	-5 ~ 170 °F/ -20 ~ 75 °C	FDA/ USDA	0.27	100	4	45	100	25	56
		9.5					150	6	100	220	40	87
		12.5					200	8	110	240	42	91
REINFORCED												
VLW		13/A	80A	-40 ~ 130 °F/ -40 ~ 55 °C	FDA/ USDA	0.55					Pull Force at 0.5%	
		17/B					50	2	13	28	12	26
		22/C					75	3	21	46	18	40
		32/D					100	4	36	80	22	48
VOS		A	83A	-40 ~ 130 °F/ -40 ~ 55 °C	FDA/ USDA	0.55					Pull Force at 0.5%	
		B					53	2	13	28	12	26
VOS-GT		B	83A	-40 ~ 130 °F/ -40 ~ 55 °C	FDA/ USDA	0.55						
		C					72	3	24	51	17	37
		D					100	4	40	83	19.5	43
VPFS		13/A	89A/37D	-20 ~ 140 °F/ -30 ~ 60 °C	NO	0.38	92	3 ¹ / ₄	45	99	14	30.75
		17/B					118	4 ⁵ / ₈	76	167	21.5	47.25
		22/C					150	5 ³ / ₄	127	280	24.5	53.9
VMW		13/A	95A/46D	-20 ~ 140 °F/ -30 ~ 60 °C	FDA/ USDA Dairy	0.36	75	3	45	99	14	31
		17/B					100	4	58	128	27	61
		22/C					130	5 ³ / ₁₆	117	258	36	79
VMW-NK**		10/Z	95A/46D	-20 ~ 140 °F/ -30 ~ 60 °C	FDA/ USDA/ Dairy	0.36	75	3	45	99	12	27
		13/A					100	4	68	150	16	35
		17/B					140	5 ¹ / ₂	96	210	30	66
		22/C					200	8	177	390	40	88
		25					210	8 ¹ / ₄	190	420	45	100
		32					270	10 ¹ / ₂	250	551	55	121

** NK = Non-Cogged



Technical Data

Profile Type	Illustration	Profile Dimension	Shore Hardness	Temperature Range	FDA/USDA/Dairy	Coefficient of Friction (steel)	Minimum Pulley Diameter		Maximum Work Load		Pull Force at a Pretension of 1%	
							mm	inch	kg	lbs	kg	lbs
NON-REINFORCED												
VLC		8 /M	80A	-40 ~ 130 °F/ -40 ~ 55 °C	FDA/ USDA	0.55	40	1½	3	6.5	0.7	1.5
		10/Z*					45	1¾	4	9	1.0	2.2
		13/A*					50	2	7	14	1.6	3.5
		17/B*					75	3	12	26	2.9	6.4
VL		20	80A	-40 ~ 130 °F/ -40 ~ 55 °C	FDA/ USDA	0.55	85	3½	15	34	3.9	8.6
		22C*					100	4	19	43	4.8	10.6
VLB*		25	80A	-40 ~ 130 °F/ -40 ~ 55 °C	FDA/ USDA	0.55	110	4¼	25	56	6.3	13.9
		32					145	5½	42	93	10.4	22.9
		40/E					180	7	65	145	16.3	35.9
VO		3L	83A	-40 ~ 130 °F/ -40 ~ 55 °C	FDA/ USDA	0.55	45	1¾	4	9	0.9	2.1
		A					50	2	7	14	1.6	3.5
		B					75	3	12	26	2.9	6.2
		C					100	4	19	43	4.6	10.3
VO-GT		B	83A	-40 ~ 130 °F/ -40 ~ 55 °C	FDA/ USDA	0.55	75	3	12	26	2.6	6.2
		C					100	4	19	43	4.6	10.3
VPF		13/A	89A/37D	-20 ~ 140 °F/ -30 ~ 60 °C	NO	0.38	76	3	22	48	3.5	7.7
		17/B					110	4¾	40	88	6.4	14.1
		22/C					138	5½	66	145	10.5	23.1
VM		8/M	90A/40D	-20 ~ 140 °F/ -30 ~ 60 °C	FDA/ USDA	0.45	60	2½	12	26	3.0	6.6
		10/Z					65	2¾	17	36	4.1	9.0
		13/A*					80	3¼	27	59	6.7	14.7
		17/B*					115	4½	49	107	12.1	26.6
		20					125	5	64	141	15.9	35.0
		22/C					145	5½	80	176	20.0	44.0
		25					165	6½	104	229	25.9	57.0
		32/D					215	8½	172	379	43.0	95.0
VMS*		40/E	90A/40D	-20 ~ 140 °F/ -30 ~ 60 °C	FDA/ USDA	0.45	270	10½	269	594	67.3	148
		25										
VH		8/M	100A / 55D	-5 ~ 170 °F/ -20 ~ 75 °C	FDA/ USDA	0.28	125	5	19	42	4.8	10.5
		10/Z					130	5¼	27	59	6.6	14.5
		13/A					160	6¼	43	95	10.7	23.5
		17/B					230	9	78	172	19.5	42.9
		20					250	10	102	224	25.5	56.1
		22/C					290	11½	128	282	32.0	70.4
		25					330	13	166	368	41.5	91.3

* Blue line products are available in the indicated dimensions only.

Technical Data

Profile Type	Illustration	Profile Dimension	Shore Hardness	Temperature Range	FDA/USDA/ Dairy	Coefficient of Friction (steel)	Minimum Pulley Diameter		Maximum Work Load		Pull Force at a Pretension of 1%	
							mm	inch	kg	lbs	kg	lbs
VFC		6	76A	-40 ~ 120 °F/ -40 ~ 50 °C	NO	0.65	20	3/4	1.5	3.27	0.28	0.6
		8					25	1	2.6	5.7	0.49	1.07
		3L					30	1 3/16	3.4	7.5	0.64	1.41
		13/A					40	1 9/16	6.5	14	1.23	2.7
RIDGETOP												
VL-RT		13/A	80A	-40 ~ 130 °F/ -40 ~ 55 °C	FDA/ USDA	0.55	110	4	11	24	2.7	5.9
		17/B					130	5	17	38	4.3	9.5
		22/C					190	7 1/2	32	70	7.9	17.4
VLW-RT			80A	-40 ~ 130 °F/ -40 ~ 55 °C	FDA/ USDA	0.55	Pull Force at 0.5%					
		13/A					110	4 5/16	19	42	16	36
		17/B					130	5 1/4	31	68	19	42
		22/C					165	6 1/2	53	115	38	84
VPF-RT		13/A	89A/37D	-20 ~ 140 °F/ -30 ~ 60 °C	NO	0.38	150	6	35	77	5.6	12.3
		17/B					185	7 1/4	58	128	9.3	20.5
		22/C					235	9 1/4	90	198	14.3	31.5
VPFS-RT		13/A	89A/37D	-20 ~ 140 °F/ -30 ~ 60 °C	NO	0.38	160	6 1/2	60	135	12	25
		17/B					205	8 1/8	115	253	23	50.6
		22/C					258	10 1/4	191	420	26	57.25
YPF		13/A	89A/37D	-20 ~ 140 °F/ -30 ~ 60 °C	NO	0.38	143	5 5/8	33	72	5.3	11.5
		17/B					175	7	52	115	8.3	18.3
		22/C					235	9 1/8	87	192	13.9	30.6
VM-RT		13/A	90A/40D	-20 ~ 140 °F/ -30 ~ 60 °C	FDA/ USDA	0.45	160	6 1/2	44	97	11.0	24.2
		17/B					195	7 1/2	71	157	17.8	39.2
		22/C					285	11	130	287	32.5	71.5
DOUBLE-V												
DVL		Z	80A	-40 ~ 130 °F/ -40 ~ 55 °C	FDA/ USDA	0.55	45	1 3/4	8	18	2.0	4.4
		A					50	2	14	28	3.2	7.0
DVLW		A	80A	-40 ~ 130 °F/ -40 ~ 55 °C	FDA/ USDA	0.55	Pretension at 0.5%					
DVO		Z	83A	-40 ~ 130 °F/ -40 ~ 55 °C	FDA/ USDA	0.55	45	1 3/4	8	18	2.0	4.4
		A					50	2	14	28	3.2	7.0
DVOS		A	83A	-40 ~ 130 °F/ -40 ~ 55 °C	FDA/ USDA	0.55	53	2	24	56	22	52
DVM		A	90A/40D	-20 ~ 140 °F/ -30 ~ 60 °C	FDA/ USDA	0.45	80	3 5/32	54	118	13.4	29.4



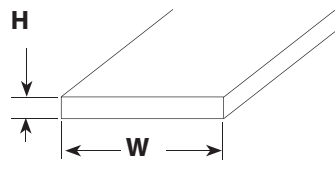
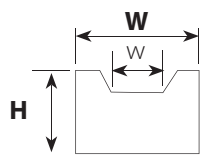
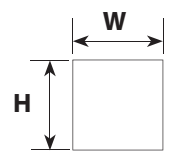
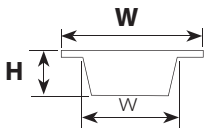
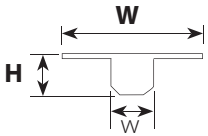
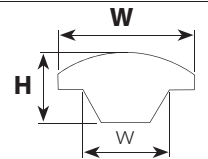
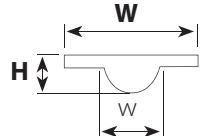
Belt Coatings

All technical data relates to Belt Coatings only. For information on coated VaR belts, please contact your local Volta distributor.

Profile Type	Description	Color	Illustration for VaR Application	Available Width	Available Thickness	Available Coating Hardness	Available Temperature Range	Available Coefficient of Friction (steel)
				mm	mm			
GST-4	SuperGrip	●		50	4	65A	-40 ~ 130 °F/ -40 ~ 55 °C	0.85
MST-6	MultiGrip			50	6			0.88
FEST	High Grip	●		1524	2	65A	-40 ~ 120 °F/ -40 ~ 50 °C	1.1
			3					
			4					
			5					
FL FELW FELB	Soft Flat Belt	● ● ●		1524	2 ^{(2) (3)}	80A	-40 ~ 120 °F/ -40 ~ 50 °C	0.45
			3 ^{(1) (2)}					
			4 ⁽¹⁾					
			5 ⁽¹⁾					
				8 ⁽¹⁾				
FSTF	Foam	●		up to 160	4-12	65A	-40 ~ 130 °F/ -40 ~ 55 °C	0.9
FSTF-ST	Foam and High Grip Top	●		60	4	65A	-40 ~ 130 °F/ -40 ~ 55 °C	0.9
FSTF-ST Strips	Foam and High Grip Strips	●		60	4	65A	-40 ~ 130 °F/ -40 ~ 55 °C	0.9/1.1
FSTF-STX Strips	Foam and High Grip Double Strip	●		60	4	65A	-40 ~ 130 °F/ -40 ~ 55 °C	0.9/1.1
GWG-4	Wood Grip	●		72	3.75	65A	-40 ~ 130 °F/ -40 ~ 55 °C	0.77
SMW	Spikes	●		100	2.2	95A	-20 ~ 140 F°/ -30 ~ 60 C°	0.4

(1) Available in FL (2) Available in FELW (3) Available in FELB

Special Products

Product	Color	Illustration	Dimension			Minimum Pulley Diameter (mm)
			Width	Height	width	
SH 1301	●		18	1.7	NA	50
SH 1302			20	1.7	NA	50
SH 1305			25	1.7	NA	50
SH 1306			14	1.7	NA	50
SH 1310			16	2.0	NA	60
SH 1313			8	2.0	NA	60
SH 1314			8	3.0	NA	80
SM 1400			30	12	NA	125
SLC 2100			○		18.3	12.5
SLC 2104	18	11.8			10.3	80
SLC 2300	○		11.7	11.7	NA	78
TO ½	●		12.7	5.5	8.35	38
TO 9.5	●		9.5	3.8	3.1	30
TO 9/16	●		14.3	6.5	9.5	70
SO ¾	●		19.2	5.5	8	35

Reasons to Use Volta VaR Belts

- Largest selection of V and Round belts on the market
- Extremely durable and highly resistant to water, oils and chemicals
- Exceptional operational life
- Higher resistance to wear and elongation
- Volta VaR belts meet the highest international standards for quality and reliability
- USDA/FDA/USDA Dairy Approved



Remember: Volta carries the largest VaR belts line available on the market. Our VaR Belts will always provide you with a long and reliable service life.



VOLTA Belting Technology Ltd.

USA

Tel: +1 973 276 7905
Fax: +1 973 276 7908
Tol Free: 1-877-VOLTAUS

EUROPE

Tel: +31-546-580166
Fax: +31-546-579508

www.voltabelting.com

e-mail: sales@voltabelting.com